Anritsu

Real Time Line Monitoring,
Complete Product Traceability and HACCP Compliance —

Discover What's Possible in terms of Quality Control

Overall quality management and control system

QuiCCA

KX9002 SERIES

Barcode tracking Video monitoring

HACCP Compliance

Simplify CCP monitoring and compliance reporting

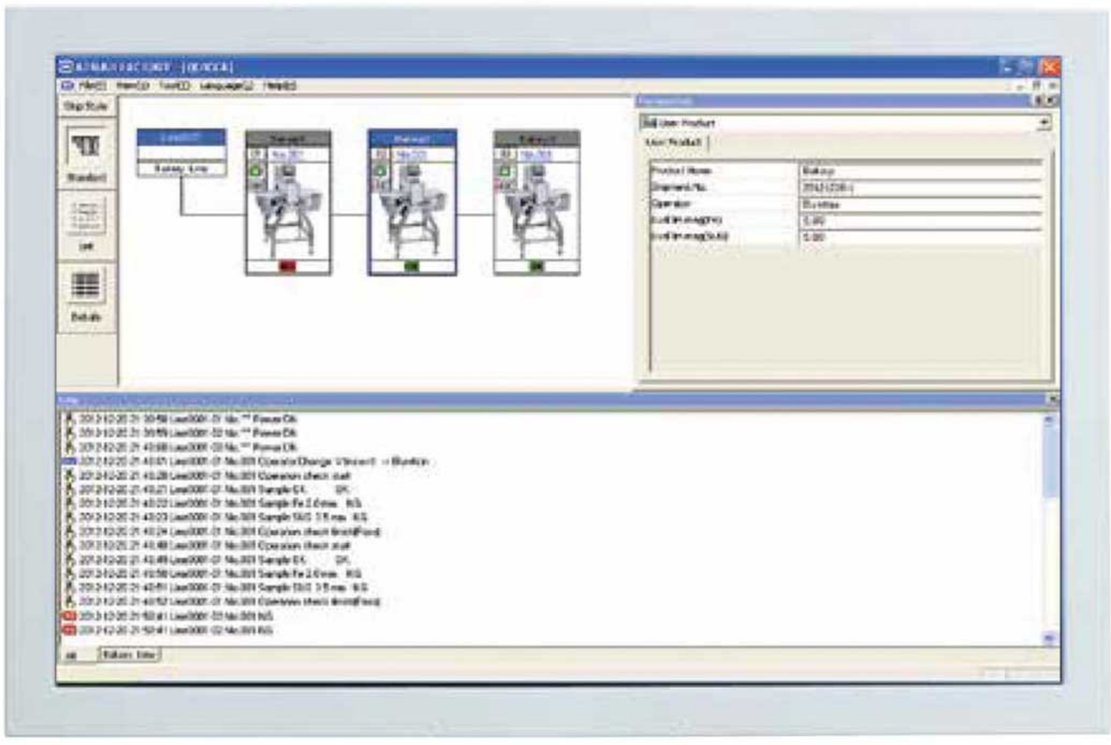

HACCP ready!

- Create CCP monitoring report
- Provide product inspection report
- Minimize the potential for human error
- Record operator ID to each event
- Quickly search inspection data via production date, shipment number or lot number

Delivered by KX9002D and KX9002T

Daily operation checks become more reliable

CCP compliance requires verifying the operation of the inspection equipment on a regular basis. QUICCA automatically records these operation checks and the associated product name, time/date and the operator ID who performed the check. If any step is omitted or performed incorrectly, QUICCA halts system operation thereby ensuing operation is only allowed if the checks are completed. The automatic data collection also eliminates possible recording omissions or recording errors (possible with manual data collection).

Data No.	Time	Product No.	Log
1	2010-04-04 15:02:57	000	Machine started
2	2010-04-04 15:02:57	000	Barcode reader connected
3	2010-04-04 15:03:57	030	Operator change XXXX -> YYYY
4	2010-04-04 15:05:29	030	Operation Check started
5	2010-04-04 15:05:45	030	OK product OK
6	2010-04-04 15:05:46	030	NG product (Fe) Dia.2.0 OK
7	2010-04-04 15:05:47	030	Operation Check Fault
8	2010-04-04 15:05:47	030	Operation Check finished (Abnormal)
9	2010-04-04 15:06:40	030	Operation Check started
10	2010-04-04 15:06:56	030	OK product OK
11	2010-04-04 15:06:59	030	NG product (Fe) Dia.2.0 NG
12	2010-04-04 15:07:01	030	NG product (SUS) Dia.3.5 NG
13	2010-04-04 15:07:01	030	Operation Check finished (Normal)

Operation check records can be stored and/or printed.

Production data can be searched via Operator ID or their unique barcode ensure operator traceability.

MD Daily Report

Company Name :
Factory Name :
Line Name : A Line

Print date : 2018-02-23

Approved	Reviewed	Prepared

Machine Name:[KWS600X8F3D] ProductionDate:2018-02-23(shipmentNo. 3)

No.	Production Order					Metal Detector								Operator	
	Prod Name	Prod No.	Total	Start time	End time	Test Piece Confirm Start			Test Piece Confirm End			MDNG	DBL		
						Fe	SUS	Result	Fe	SUS	Result			Start	End
1	Rice cake	001	162	14:37	14:40	2.0 mm	2.0 mm	OK	2.0 mm	2.0 mm	OK	0	10		
2	chocolate	010	500	14:41	15:17	2.0 mm	2.0 mm	OK	2.0 mm	2.0 mm	OK	0	30		
3	Candy	050	500	15:18	16:17	2.0 mm	2.0 mm	OK	2.0 mm	2.0 mm	OK	0	30		

QUICCA V2.0

Daily inspection report, including production records, can be stored and/or printed.

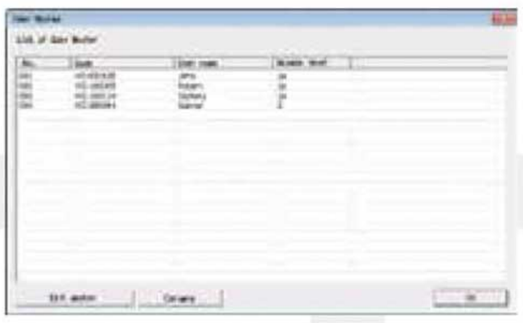

Example of setting display

DESCUBRE MÁS EN
www.taglermaq.cl

Function chart

Model		KX9002A	KX9002D *4	KX9002T *4	Remarks
Connectable machine	Video camera	Option	Option	Option	Vide recording option
	XR75 series X-ray inspection system	√	√	√	
	KD74 series X-ray inspection system	√	√	√	
	M6-h Series Metal detector	√	√	√	
	M5 Series Metal detector	√	√	√	
	duw/duw-h series Metal detector	√	√	√	
	KD82xx M series Metal detector	√	√ *1	√ *1	*1 : CCP monitoring function is not available
	KD81xx duw series Metal detector	√	√	√	
	SSV series Checkweigher	√	√	√	
	SV series Checkweigher	√	√	√	
	Automatic combination weigher	√	√ *1	√ *1	*1 : CCP monitoring function is not available
Code reader	Scan individual product number			√	
	Scan operator number		√	√	CCP monitoring function
	Scan shipment information (production date and shipment number)		√	√	CCP monitoring function
Maintenance	Hard disk failure recovery	√	√	√	
	Network failure recovery	√	√	√	
	Time synchronization	√	√	√	
	Automatic data backup	√	√	√	
	Automatic data deletion	√	√	√	
	Failure notification	√	√	√	
	Data deletion	√	√	√	
	Data protection	√	√	√	
Recordable data	Video image	Option	Option	Option	
	Evaluation result	√	√	√	
	Evaluation details (mass value and product effect value)	√	√	√	
	Evaluation limit value	√	√	√	
	Statistics data	√	√	√	
	Batch statistical data	√	√	√	
	Lot statistics data	√	√	√	
	X-ray image	√	√	√	
	Equipment history	√	√	√	
Control	Product change	√	√	√	
	Parameter change	(*2)	(*2)	(*2)	*2 : Certain parameters only
Output method	Data association between equipment			√	
	Search by individual product number			√	
	Search by production date or shipment number		√	√	
	Search by lot number	√	√	√	
	Search by time and date	√	√	√	
Output format	Product inspection report		√	√	CCP monitoring function, EXCEL format *3
	CCP monitoring report		√	√	CCP monitoring function, HTML format
	Video data	Option	Option	Option	AVI format
	Individual data	√	√	√	CSV, HTML format
	Image data	√	√	√	JPG, TIFF, PNG format
	Statistics data	√	√	√	CSV, HTML format
	History data	√	√	√	CSV, HTML format
Analysis	Advanced analysis	√	√	√	EXCEL format *3
	Xbar-s/R graph	√	√	√	
	Histogram	√	√	√	

*3 : Microsoft Office Excel 2010, 2013 or 2016 (32 bit) is required.

*4 : It is important to introduce KX9002D/KX9002T according to the customer's operation mode. Since it is necessary to start with understanding the operation mode of customers, please contact our sales representative when considering the introduction.

Application Example 2

Complete Product Traceability

Ensure fast and reliable response to product quality complaints

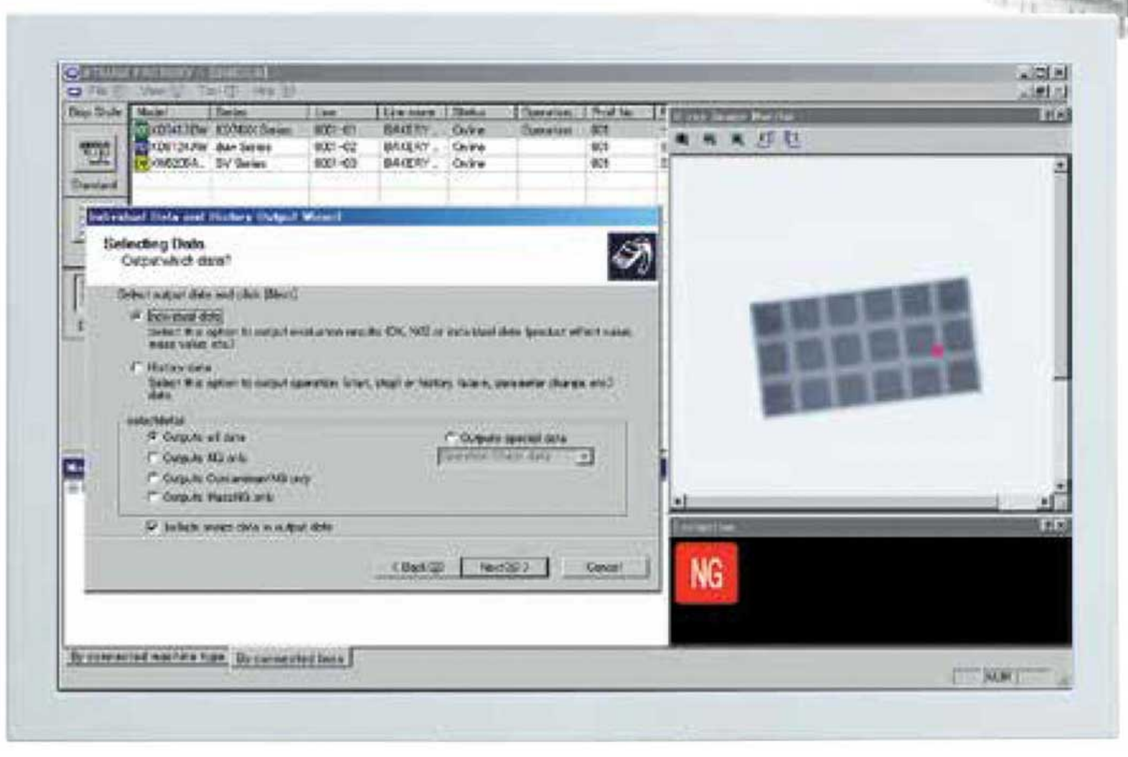

Traceability

- Lot number and time/date traceability
- Quickly search inspection data by scanning the product's bar or 2D codes (KX9002T only)
- View the complete product history including its inspection by *ALL* Anritsu X-ray, Checkweighing, Metal detection and video recording system on the line
- Greatly streamline product traceability!

Delivered by KX9002A, KX9002D and KX9002T

Quick and efficient data access

The inspection data and operational history of all inspection systems are automatically recorded, in chronological order, in one centralized location. When receiving complaints from consumers or retailers, the desired inspection data can be extracted via the data output wizard to confirm there were no process problems.

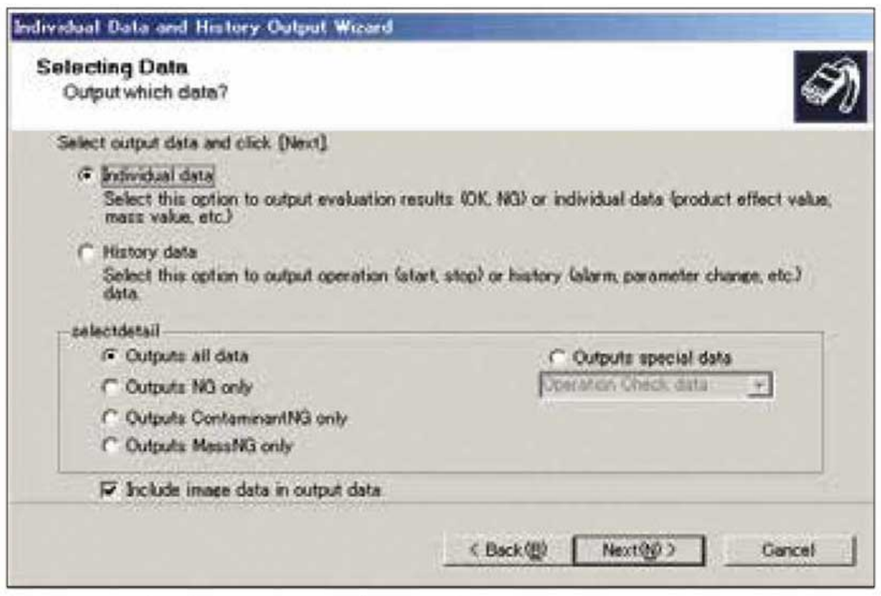

Data output wizard extracts inspection records
Individual data: Extract product-related data such as OK / NG result
History data: Extract data from operational status history such as start/stop and alarm

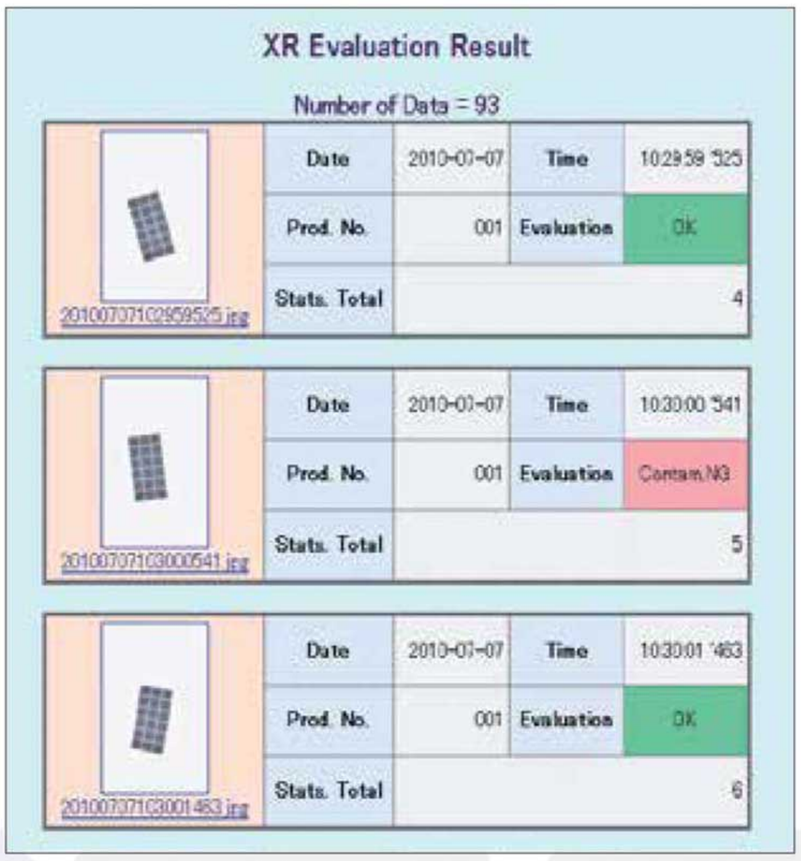

Example of the data output — Inspection data can be referenced promptly

DESCUBRE MÁS EN
www.taglermaq.cl

Real-Time Production Line Monitoring and Analysis

An overview of the production line allows you to detect areas of improvement.

- Check production status
- Record and view video feeds (optional)
- Display inspection history
- View production statistics
- Output production status reports
- Control systems remotely

Delivered by KX9002A, KX9002D and KX9002T

Monitoring and control — Centrarized control facilitates efficient line management

- **A** Main window: View the current status of each inspection equipment including evaluation results and operation errors
- **B** Video image: View live video feeds (optional)
- **C** History: Display the inspection history including inspection, error and alarm results
- **D** Statistics: View the total number of products inspected, number and percentage of OK/NG products, average product weight (X-bar) and standard deviation
- **E** Parameter: Show the current settings of each inspection equipment
- **F** End production menu: Reset the statistics for all or the selected equipment
- **G** Data: Display basic information such as lines and models
- **H** Line composition: Display equipment of each line as a tree view
- **I** Evaluation: Show evaluation results
- **J** X-ray image monitor: Display an X-ray image in real time

Example of text message

◎Remote monitoring via mobile phone:
Inspection equipment status, current statistics and error messages are automatically sent to your mobile phone. Remote real time adjustment of inspection settings is possible.

Statistics display

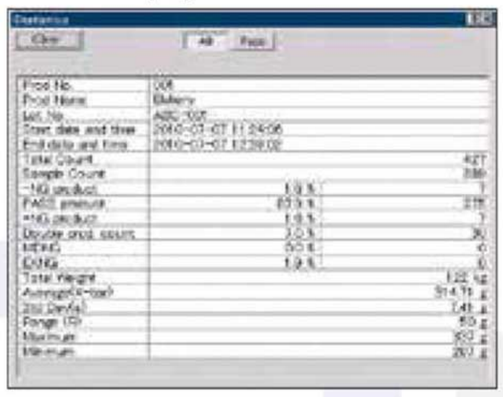

X-bar (average weight) graph display

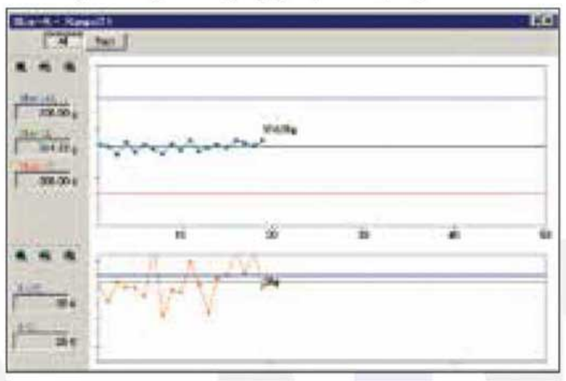

Histogram display

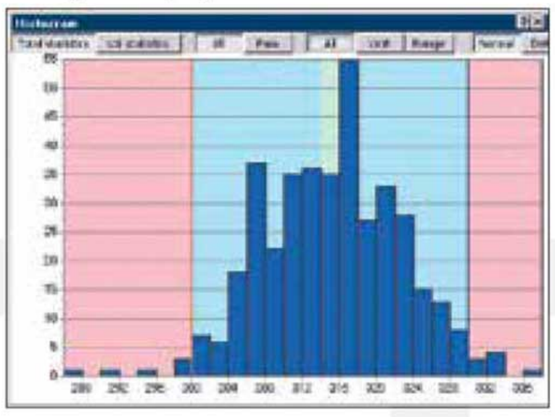

DESCUBRE MÁS EN
www.taglermaq.cl